

Handling instructions

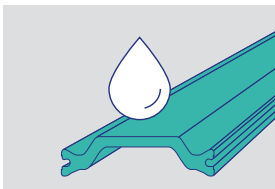
Storage of polyamide-based
insulating strips

Handling instructions

Storage of polyamide-based insulating strips

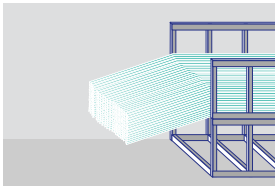
Insulating strips made of polyamide are initially dry but absorb moisture from the environment in the course of time after manufacture. The rate and level of moisture absorption depend on the following factors:

- Ambient humidity
- Ambient temperature
- Storage period

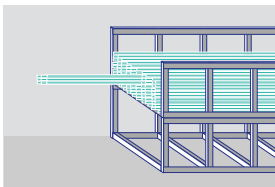


The problem

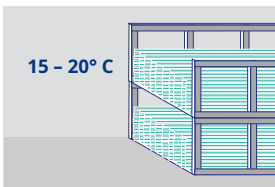
In summer, when the temperature and relative humidity in warehouses are higher than usual, the insulating strips absorb more moisture than in the remaining seasons, even when stored properly for brief periods. During storage under dry conditions, the equilibrium moisture content is lower, approx. 2 %. During extended storage periods, the strips change shape according to storage conditions.



The longer the storage period, the greater the possibility of the sag becoming permanent. If the strips are stacked on pallets which are shorter than the strip length (e.g. 6.500 mm strips on 6.000 mm pallets), they sag at the ends. This applies to strips stored in pallets where there is no floor. The strips shouldn't overlap the end of the supports.



A twisting of the strips, which can occur, for example, when individual bundles are removed from a pallet, can also become permanent if the strips are not straightened.



The correct storage

In order to avoid bending or twisting of the strips, take note of the following factors:

- Store the strips so that the degree of sag is minimized
- Make sure to support protruding sections
- Brief storage periods
- Store covered with an ideal room temperature range of 15 – 20 °C