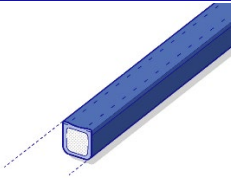




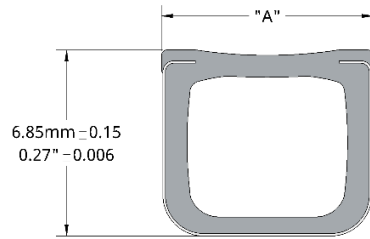


Master part chart

Plastic hybrid stainless steel warm edge spacers

Product description		Article ID
<p>Box profile for creating smaller cavities in thin or triple pane IGUs</p>		<p>SP12</p>
<p>More flexibility for radius shapes and bent IGUs</p>		<p>SP13</p>
<p>Steel wires create enhanced rigidity for large IGUs</p>		<p>SP14</p>
<p>Increased 8mm height and steel wires improves rigidity</p>		<p>SP17</p>
<p>Black sidewalls reduce risk of unwanted glare in structural glazing</p>		<p>SP25</p>

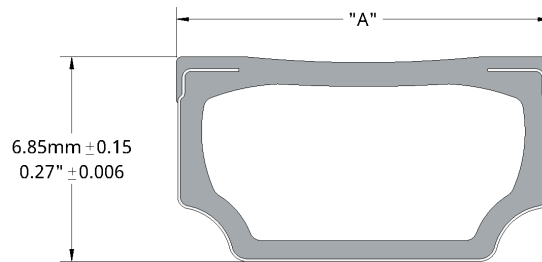
SP12



Sizes and packaging

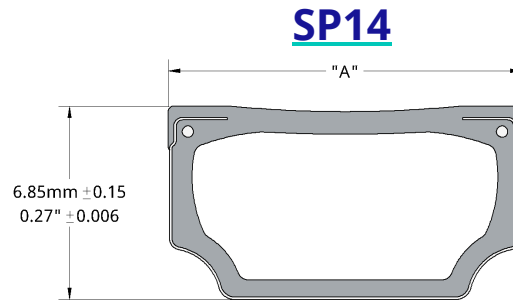
Size	Width "A" inches tolerance: ±0.006"	Width "A" millimeters tolerance: ±0.15mm	Spacer pieces/box	Box lengths & footage		
				13' (156") feet/box	16.42' (197") feet/box	19' (228") feet/box
1/4" (SP09)	0.2441	6.20	323	4,199	5,303	6,137
5/16" (SP12)	0.3067	7.79	255	3,315	4,187	4,845
3/8" (SP12)	0.3693	9.38	204	2,652	3,349	3,876

SP13



Sizes and packaging

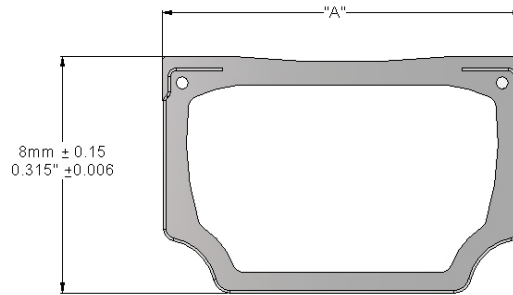
Size	Width "A" inches tolerance: ±0.006"	Width "A" millimeters tolerance: ±0.15mm	Spacer pieces/box	Box lengths & footage		
				13' (156") feet/box	16.42' (197") feet/box	19' (228") feet/box
13/32"	0.4004	10.17	204	2,652	3,349	3,876
7/16"	0.4315	10.96	170	2,210	2,791	3,230
15/32"	0.4669	11.86	153	1,989	2,512	2,907
1/2"	0.4941	12.55	153	1,989	2,512	2,907
17/32"	0.5291	13.44	153	1,989	2,512	2,907
9/16"	0.5567	14.14	136	1,768	2,233	2,584
19/32"	0.5937	15.08	136	1,768	2,233	2,584
16MM	0.6083	15.45	119	1,547	1,953	2,261
5/8"	0.6228	15.82	119	1,547	1,953	2,261
21/32"	0.6543	16.62	119	1,547	1,953	2,261
17/25"	0.6740	17.12	119	1,547	1,953	2,261
23/32"	0.7169	18.21	102	1,326	1,674	1,938
3/4"	0.7441	18.90	102	1,326	1,674	1,938
24MM	0.9232	23.45	85	1,105	1,396	1,615
1"	1.0020	25.45	85	1,105	1,396	1,615



Sizes and packaging

Size	Width "A"	Width "A"	Spacer pieces/box	Box lengths & footage		
	inches tolerance: $\pm 0.006''$	millimeters tolerance: $\pm 0.15\text{mm}$		13' (156") feet/box	16.42' (197") feet/box	19' (228") feet/box
13/32"	0.4004	10.17	204	2,652	3,349	3,876
7/16"	0.4315	10.96	170	2,210	2,791	3,230
15/32"	0.4669	11.86	153	1,989	2,512	2,907
1/2"	0.4941	12.55	153	1,989	2,512	2,907
17/32"	0.5291	13.44	153	1,989	2,512	2,907
9/16"	0.5567	14.14	136	1,768	2,233	2,584
19/32"	0.5937	15.08	136	1,768	2,233	2,584
5/8"	0.6228	15.82	119	1,547	1,953	2,261
21/32"	0.6543	16.62	119	1,547	1,953	2,261
17/25"	0.6740	17.12	119	1,547	1,953	2,261
23/32"	0.7169	18.21	102	1,326	1,674	1,938
3/4"	0.7441	18.90	102	1,326	1,674	1,938
24MM	0.9232	23.45	85	1,105	1,396	1,615
1"	1.0020	25.45	85	1,105	1,396	1,615

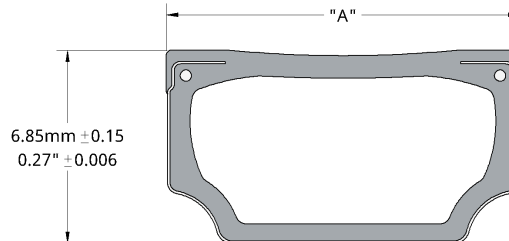
SP17



Sizes and packaging

Size	Width "A" inches tolerance: ± 0.006 "	Width "A" millimeters tolerance: ± 0.15 mm	Spacer pieces/box	Box lengths & footage		
				13' (156") feet/box	16.42' (197") feet/box	19' (228") feet/box
1/2"	0.4941	12.55	144	1,872	2,364	2,736

SP25



Sizes and packaging

Size	Width "A" inches tolerance: ± 0.006 "	Width "A" millimeters tolerance: ± 0.15 mm	Spacer pieces/box	Box lengths & footage		
				13' (156") feet/box	16.42' (197") feet/box	19' (228") feet/box
1/2"	0.4941	12.55	153	1,989	2,512	2,907

Accessories

Pieces per box = 2,500

■ = product available in the listed size

NA = product is not available

SP12 accessories

	Steel straight Connector	90° fixed corner connector	Gas filling corner connector with hole	Gas filling corner connector w/o hole	Plug for gas filling connector
Size	CN16	CN35	CN36	CN37	CN40
1/4"	■	■	■	■	■
5/16"	■	■	■	■	■
3/8"	■	■	■	■	■

SP13, SP14 & SP25 accessories

	Steel straight connector	90° fixed corner connector	Gas filling corner connector with hole	Gas filling corner connector w/o hole	Plug for gas filling connector
Size		CN34	CN38	CN39	CN40
13/32"	CN20	■	■ (CN62)	■ (CN63)	■
7/16"	CN20	■	■	■	■
1/2"	CN60	■	■	■	■
15/32"	CN60	■	■	■	■
17/32"	CN60	■	■	■	■
9/16"	CN60	■	■	■	■
19/32"	CN60	■	■	■	■
16MM	Same as 5/8"	NA	■	■	■
5/8"	CN60	■	■	■	■
21/32"	CN60	■	■	■	■
17/25"	CN20	■	■	■	■
23/32"	CN20	■	■	■	■
3/4"	CN60	■	■	■	■
24MM	CN20	■	NA	NA	NA
1"	CN60	■	NA	NA	NA

SP17 accessories

	Steel straight connector
Size	CN25
1/2"	■

Colors

Colors for spacers

Black - BK

Bronze - BR

Dark gray - DG

Light gray - LG

White - WH



Colors for gas filling connectors and plugs

Black - BK

Light gray - LG

White - WH



Colors for fixed corner keys

Black - BK

Light gray - LG



Custom colors available. Please contact us for additional information.

Please include with your order: Article ID + size + color + length

If you have specific questions about our products or availability in your market, please contact us. We're here to help!

Thermal edge bond solutions for insulating glass